

## **Väliskaubandus**

1. Tallinna ekspordi struktuur tähtsamate kaubagruppide järgi, 2002.....	58
2. Tallinna impordi struktuur tähtsamate kaubagruppide järgi, 2002.....	59
3. Tallinna eksport-import, 1995-2002.....	60

## ***Foreign trade***

1. <i>The structure of export in Tallinn by most important goods groups, 2002...</i>	58
2. <i>The structure of import in Tallinn by most important goods groups, 2002...</i>	59
3. <i>Export-import of Tallinn, 1995-2002.....</i>	60

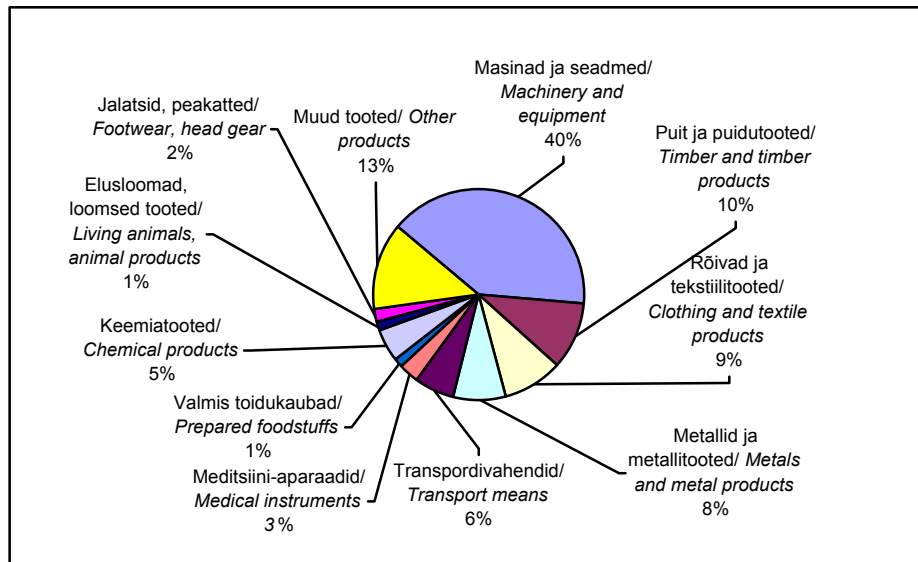
**Tallinna ekspordi struktuur tähtsamate kaubagruppide järgi, 2002**

***The structure of export in Tallinn by most important goods groups, 2002***

Kaubaliik	Tuh kr/ Thous EEK	%	Type of goods
Masinad ja seadmed	11 307 147	40	Machinery and equipment
Puit ja puidutooted	2 813 009	10	Timber and timber products
Rõivad ja tekstiilitooted	2 612 802	9	Clothing and textile products
Metallid ja metallitooted	2 266 767	8	Metals and metal products
Transpordivahendid	1 708 010	6	Transport means
Meditsiiniaparaadid	837 059	3	Medical instruments
Valmis toidukaubad	366 590	1	Prepared foodstuffs
Keemiatooted	1 417 052	5	Chemical products
Elusloomad; loomsed tooted	377 879	1	Living animals; animal products
Jalatsid, peakatted	523 117	2	Footwear, headgear
Muud tooted	3 750 833	13	Other products
<b>Kokku</b>	<b>27 979 820</b>	<b>100</b>	<b>Total</b>

ESA Väliskaubandus 4/02

Statistical Office of Estonia Foreign Trade 4/02

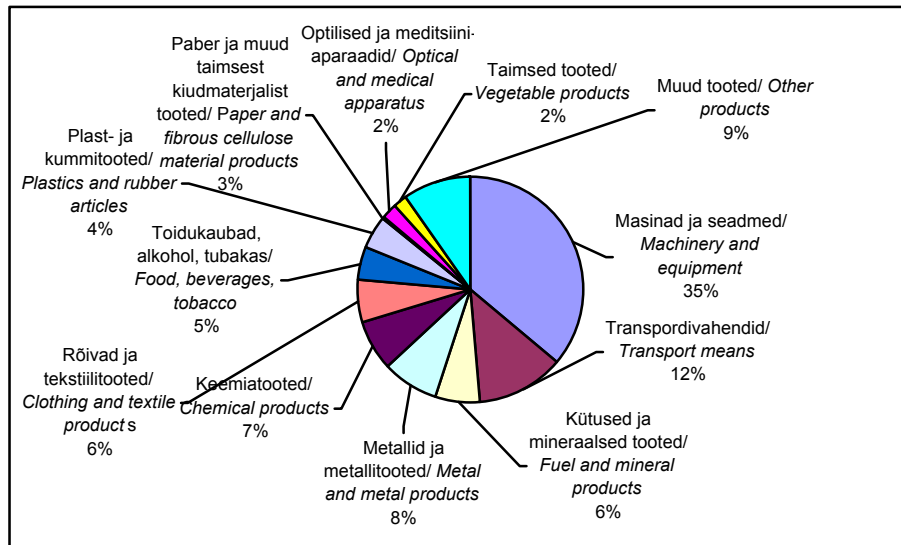


ESA Väliskaubandus 4/02

Statistical Office of Estonia Foreign Trade 4/02

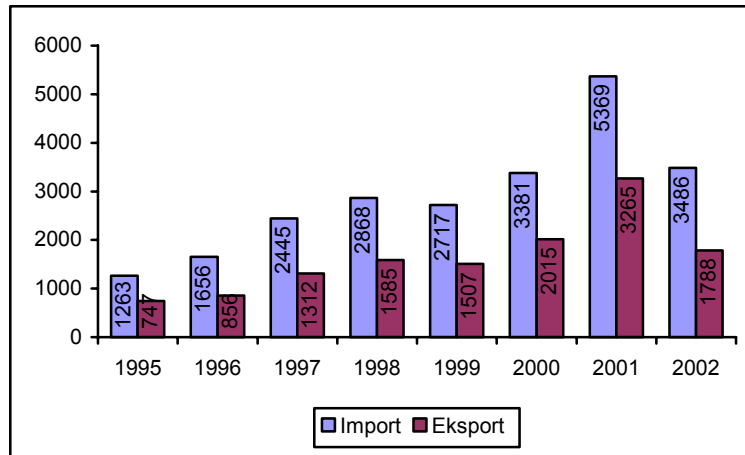
**Tallinna impordi struktuur tähtsamate kaubagruppide järgi, 2002**  
**The structure of import in Tallinn by most important goods groups, 2002**

Kaubaliik	Tuh kr/ Thous EEK	%	Type of goods
Masinad ja seadmed	19 279 132	35	Machinery and equipment
Transpordivahendid	6 595 858	12	Transport means
Kütused ja mineraalsed tooted	3 395 107	6	Fuel and mineral products
Metallid ja metallitooted	4 251 391	8	Metals and metal products
Keemiatooted	3 953 107	7	Chemical products
Rõivad ja tekstiilitooted	3 172 359	6	Clothing and textile products
Toidukaubad, alkohol, tubakas	2 561 648	5	Foodstuffs, beverages, tobacco
Plast- ja kummitooted	2 451 487	4	Plastics and rubber articles
Paber ja muud taimsest kiudmaterjalist tooted	1 491 459	3	Paper and other fibrous cellulose material products
Optilised ja meditsiiniaparaadid	1 271 887	2	Optical and medical apparatus
Taimsed tooted	1 032 760	2	Vegetable products
Muud tooted	5 106 273	9	Other products
<b>Kokku</b>	<b>54 562 468</b>	<b>100</b>	<b>Total</b>



ESA Väliskaubandus 4/02  
 Statistical Office of Estonia Foreign Trade4/02

**Tallinna eksport-import, 1995-2002**  
**Export-import of Tallinn, 1995-2002**



\*1 EUR= 15,65 EEK  
 ESA Väliskaubandus 4/02  
 Statistical Office of Estonia Foreign Trade 4/02

Tallinna ekspordi osakaal Eesti ekspordi mahust moodustas 2002. aastal 49,2% ja impordi osakaal oli 68,7%.

Eksporditi kõige enam: elektrimasinaid ja seadmeid; puitu ja puidutooteid; rõivaid ja tekstiiltooteid, metalli ja metallitooteid.

Imporditi kõige enam: elektrimasinaid ja seadmeid; transpordivahendeid, metalli ja metallitooteid; keemiatoteid ja kemikaale.

*The share of Tallinn export in the full volume of Estonian export comprised 49,2% in 2001 and the share of import was 68,7% .*

*Exports of Tallinn by commodity sections: electrical appliances and equipment, wood and articles of wood; textile and textile productions; metals and metal products.*

*Imports of Tallinn by commodity sections: electrical appliances and equipment; transport means; metals and metal products; chemical products and chemicals.*