

## Väliskaubandus

1. Tallinna ekspordi struktuur tähtsamate kaubagruppide järgi, 2001.....	58
2. Tallinna impordi struktuur tähtsamate kaubagruppide järgi, 2001.....	59
3. Tallinna eksport-import, 1995-2001.....	60

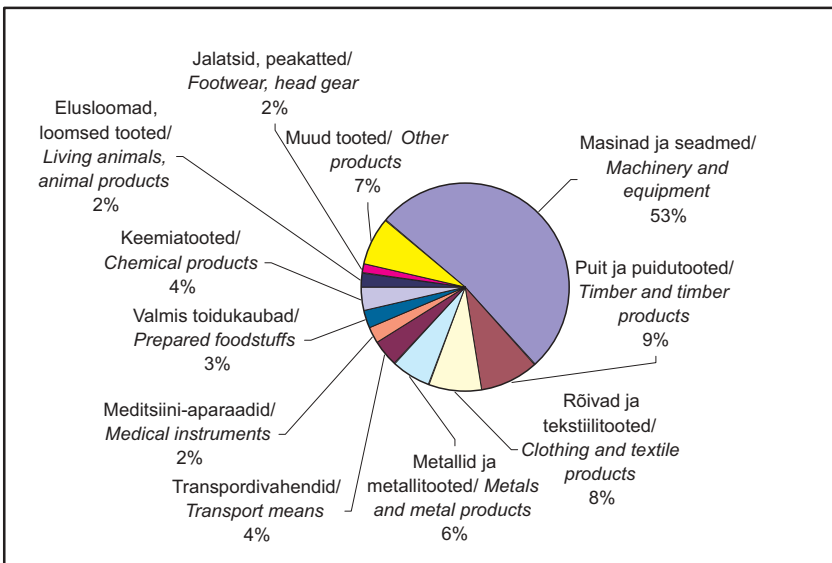
## *Foreign trade*

1. <i>The structure of export in Tallinn by most important goods groups, 2001...</i>	58
2. <i>The structure of import in Tallinn by most important goods groups, 2001...</i>	59
3. <i>Export-import of Tallinn, 1995-2001 .....</i>	60

**Tallinna ekspordi struktuur tähtsamate kaubagruppide järgi, 2001**  
*The structure of export in Tallinn by most important goods groups, 2001*

Kaubaliik	Tuh kr/Thous EEK	%	Type of goods
Masinad ja seadmed	16 848 304,6	53	<i>Machinery and equipment</i>
Puit ja puidutooted	2 930 007,7	9	<i>Timber and timber products</i>
Rõivad ja tekstiilitooted	2 689 997,7	8	<i>Clothing and textile products</i>
Metallid ja metallitooted	1 981 831,1	6	<i>Metals and metal products</i>
Transpordivahendid	1 390 245,6	4	<i>Transport means</i>
Meditsiiniaparaadid	758 750,7	2	<i>Medical instruments</i>
Valmis toidukaubad	913 451,9	3	<i>Prepared foodstuffs</i>
Keemiatooted	1 192 213,9	4	<i>Chemical products</i>
Elusloomad; loomsed tooted	644 625,6	2	<i>Living animals; animal products</i>
Jalatsid, peakatted	491 604,7	2	<i>Footwear; headgear</i>
Muud tooted	2 416 316,6	7	<i>Other products</i>
<b>Kokku</b>	<b>32 652 387,1</b>	<b>100</b>	<b>Total</b>

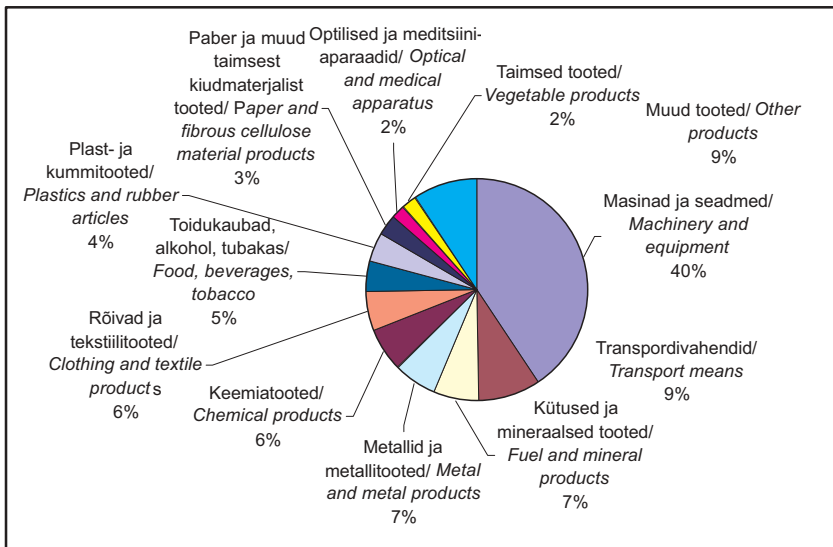
ESA Väliskaubandus 4/01  
*Statistical Office of Estonia Foreign Trade 4/01*



ESA Väliskaubandus 4/01  
*Statistical Office of Estonia Foreign Trade 4/01*

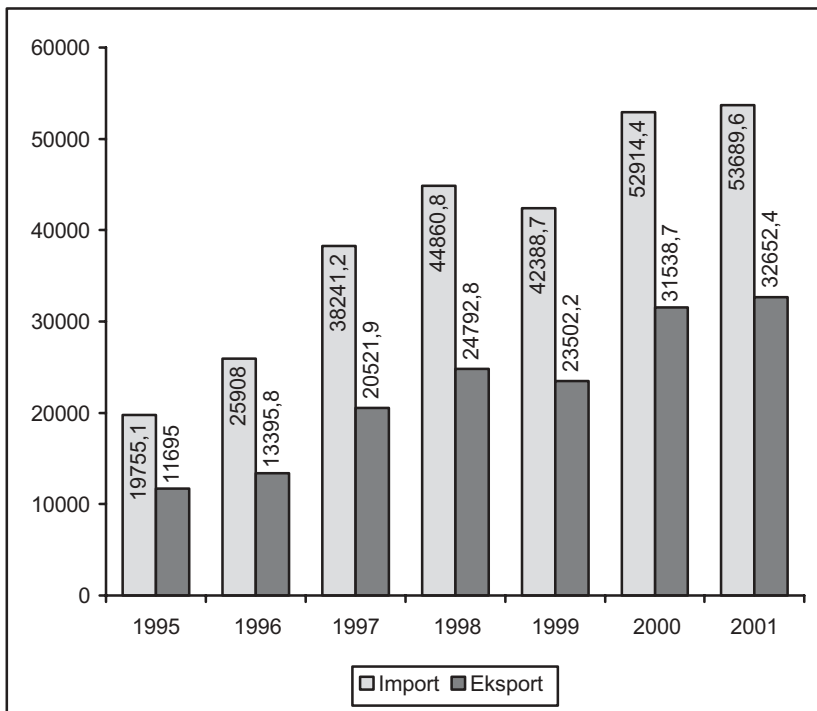
**Tallinna impordi struktuur tähtsamate kaubagruppide järgi, 2001**  
*The structure of import in Tallinn by most important goods groups, 2001*

Kaubaliik	Tuh kr/ Thous EEK	%	Type of goods
Masinad ja seadmed	21 676 778	40	Machinery and equipment
Transpordivahendid	4955 044	9	Transport means
Kütused ja mineraalsed tooted	3 575 144	7	Fuel and mineral products
Metallid ja metallitooted	3 502 930	7	Metals and metal products
Keemiatooted	3 364 397	6	Chemical products
Rõivad ja tekstiilitooted	2 979 793	6	Clothing and textile products
Toidukaubad, alkohol, tubakas	2 446 907	5	Foodstuffs, beverages, tobacco
Plast- ja kummitooted	2 226 670	4	Plastics and rubber articles
Paber ja muud taimsest kiudmaterjalist tooted	1 515 305	3	Paper and other fibrous cellulose material products
Optilised ja meditsiiniaparaadid	1 156 726	2	Optical and medical apparatus
Taimsed tooted	1 119 783	2	Vegetable products
Muud tooted	5 090 123	9	Other products
<b>Kokku</b>	<b>53 689 602</b>	<b>100</b>	<b>Total</b>



ESA Väliskaubandus 4/01  
 Statistical Office of Estonia Foreign Trade 4/01

**Tallinna eksport-import, 1995-2001**  
*Export-import of Tallinn, 1995-2001*



\*1 EUR= 15,65 EEK

ESA Väliskaubandus 4/01

Statistical Office of Estonia Foreign Trade 4/01

Tallinna ekspordi osakaal Eesti ekspordi mahust moodustas 2001. aastal 56,4% ja impordi osakaal Eesti impordi mahust moodustas samal aastal 71,5%

*The share of Tallinn export in the full volume of Estonian export comprised 56,4% in 2001 and the share of import in the volume of Estonian import comprised 71,5% at the same year.*