

WASTE DATA COLLECTION AND USAGE IN DENMARK


Ole Fuglsang-Damgaard
Poul Juul Hansen
*Odense Waste
Management Company A/S*



03/12/2013

Outline

- Why reliable waste data?
- Data collection
 - A little history – The former waste register – ISAG (1993-2010; R.I.P.)
 - The Danish National Waste Register (2010)
 - Data infrastructure
- Data usage
 - Examples of usage (analysis and communication)





Why reliable waste data?

- National Waste Management Plan (WMP)
- Municipal WMP (household waste)
 - Domestic waste
 - Bulky waste
 - Garden Waste
 - Hazardous waste
 - Waste from municipal plants (e.g. sewage)
 - Other from households
- Industrial waste is planned for at national level
- Accounting purposes
- Environmental reporting
- ...amongst others




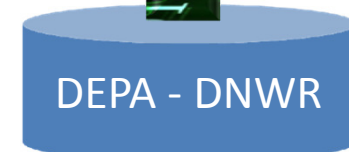
Data collection – Version 1.0

- ISAG (R.I.P: 1993-2010)
 - Detailed information on fractions and producers
 - Household waste:
 - Domestic waste
 - Paper and cardboard
 - Metal, glass, plastic packaging
 - Organic waste
 - Residual waste for incineration
 - Bulky waste
 - Several fractions
 - Garden waste
 - Industrial waste (divided into various industrial sources)
 - Residues from waste treatment
 - Hazardous waste



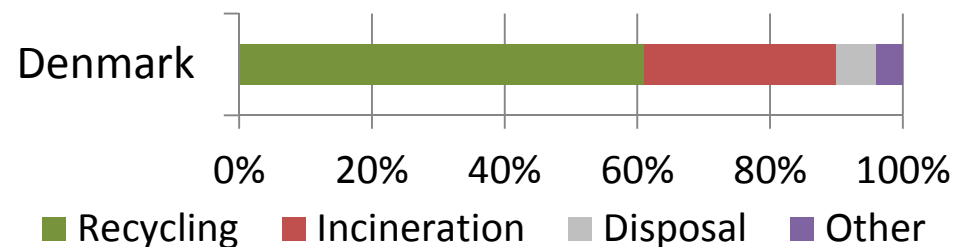
Data collection – Version 2.0

- Danish National Waste Register
 - Information on waste amounts based on EWC
 - Primary key: Waste producers
 - Secondary key: Fractions
 - Backdoor: Secondary key = other fractions!!
- Translation from EWC to fraction based data
- Status:
 - Usable on country level
 - Not suitable for local planning yet
- We get our data from Waste Treatment Facilities (WTF) on fraction level and producer

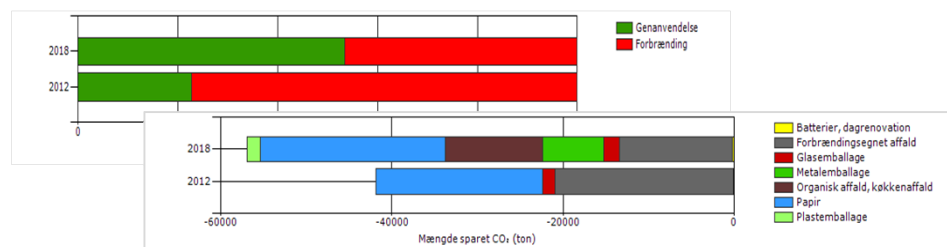


Data usage

- National status
- DK WMP
- Municipal WMP
 - Waste analysis
 - ↓
 - Where to improve performance
- Accounting
 - Income/expediture
 - Taxes



Affaldsfraktion	Mængde (kg/husstand/år)					
	2008	2009	2010	2011	2012	Potentiale
Papir	161	141	135	142	126	150
Glasemballage	28	28	27	29	27	40
Plastemballage	0	0	0	0	0	10
Metalemballage	0	0	0	0	0	10
Organisk affald, køkkenaffald	0	0	0	0	0	180
Forbrændingseget affald	549	544	543	545	523	315
Batterier, dagrenovation	1	1	0	0	0	3
Emballageplast, forbrænding	0	0	0	0	0	0
I alt	739	714	706	716	676	708



THANK YOU FOR YOUR ATTENTION !

www.odensewaste.com

www.regions4recycling.eu

